JISAN HOSETECH
지산호스테크

고객의 행복을 함께 만들어 갑니다.



INDEX

폴리우레탄 호스	2	POLYURETHANE HOSE
나일론 호스	3	NYLON HOSE
테프론 호스(PTFE)	4	TEFLON HOSE
폴리우레탄 연질 호스	5	POLYURETHANE SOFT HOSE
폴리우레탄 편조 호스	6	POLYURETHANE BRAIDING HOSE
폴리우레탄 코일 호스	7	POLYURETHANE COIL HOSE
PVC 파워 호스	8	PVC POWER HOSE
폴리우레탄 라운드 밸트	9	POLYURETHANE ROUND BELT
PE 튜브	10	POLYETHTLENE(PE) TUBE
원터치 피팅	11	QUICK CONNECT FITTING
스피드 컨트롤러	22	SPEED CONTROLLER
소음기	25	SILENCER
카플러	26	COUPLER
에어건	29	AIR GUN

JISAN HOSETECH
지산호스테크

본사 · 공장 : 경기도 용인시 처인구 원암로25
TEL : 031-321-6455~8 FAX : 031-321-6459
FACTORY : 25 Wonam-ro, Namsa-myeon, Cheoin-gu, Yongin,
Gyeonggi-do, KOREA
TEL : 031-321-6455~8 FAX : 031-321-6459
HOMEPAGE : www.koreahose.co.kr
E-MAIL : jisan@koreahose.co.kr

온라인 쇼핑몰 · 무역사무소 : 서울특별시 영등포구 양산로17길 12-1
TEL : 02-2637-9373 FAX : 02-2637-9333

TRADE OFFICE (OVERSEAS SALES)
12-1 Yangsan-ro 17-gil, Yeongdeungpo-gu,
Seoul, KOREA
TEL : 02-2637-9373 FAX : 02-2637-9333
HOMEPAGE : www.koreahose.co.kr
E-MAIL : trade@koreahose.co.kr
koreahose@koreahose.co.kr

폴리우레탄 호스 (POLYURETHANE HOSE)



특성 및 용도

유연하여 배관에 우수한 성능 발휘, 내압력, 내진동, 내부식, 내열, 내약품, 내유성 우수합니다.
흡수도가 낮고, 물리적 성능의 저하나 치수변화가 극히 적습니다. 내후성, 내굴곡성 피로성이 우수합니다.
가볍고 유연하여 배관시 작업성이 향상 사용온도 범위가 넓습니다. TUBE COLOR가 풍부하며, 배관의 식별이 가능 -20°C~80°C 사용가능합니다.

PRATICULARITY & USE

Excellent performance for flexible pipe.
Excellent Pressure resistance, Vibration resistance, Corrosion resistance, Heat resistance, Chemical resistance, Oil resistance.
Low absorption, minimal physical performance degradation, minimal dimensional changes.
Excellent Weather resistance, Flexural Strength, Fatigue resistance.
Lightweight and flexible, offering workability.
Easy to identify with various colors. Operating Temperature -20°C ~ 80°C

MODEL	SIZE	O/D mm	I/D mm	Thickness mm	Brust Pressure kg/cm² at 20°C	Min Curvature Radius mm	Weight (g/m)	Common Pressure kg/cm² at 20°C	HS Code
JP-0402	4 X 2	4	2	1.00	23	10	11	7	391732
JP-0425	4 X 2.5	4	2.5	0.75	23	10	9	7	
JP-0604	6 X 4	6	4	1.00	23	15	19	7	
JP-0805	8 X 5	8	5	1.50	23	23	37	7	
JP-1065	10 X 6.5	10	6.5	1.75	23	30	55	7	
JP-1208	12 X 8	12	8	2.00	23	35	76	7	
JP-1209	12 X 9	12	9	1.50	20	18	70	7	
JP-1612	16 X 12	16	13	2	23	60	106	7	
JP-0200	1/4	6.35	4.57	0.89	18	20	18	7	
JP-0300	3/8	9.53	6.99	1.27	18	28	39	7	
JP-0400	1/2	12.70	9.56	1.57	18	45	65	7	

나일론 호스 (NYLON HOSE)



특성 및 용도

공기압, 물, 기름 화학약품 등 다목적 배관에 적합한 TUBE
내압력, 내진동, 내부식 내열, 내약품, 내유성 우수합니다.
가볍고 유연하며 배관시 작업성이 향상됩니다.

내후성, 내굴곡성, 피로성이 우수합니다.
사용 온도범위가 넓습니다.
-40°C ~ 100°C

PRATICULARITY & USE

Excellent for multipurpose piping systems handling air pressure, water, oil, chemicals, etc.
Excellent Pressure resistance, Vibration resistance, Corrosion resistance,
Heat resistance, Chemical resistance. Excellent Weather resistance, Flexural Strength, Fatigue resistance.
Lightweight and flexible, offering workability. Operating Temperature -40°C ~ 100°C

MODEL	SIZE	O/D mm	I/D mm	Thickness mm	Brust Pressure kg/cm² at 20°C	Min Curvature Radius	Weight (g/m)	Color
JP-04	4 X 2	4	2	1.00	150	10	11	black white
JP-04	4 X 2.5	4	2.5	0.75	60	10	9	
JP-06	6 X 4	6	4	1.00	60	20	17	
JP-08	8 X 6	8	6	1.00	60	35	25	
JP-10	10 X 8	10	8	1.00	50	35	29	
JP-12	12 X 9	12	9	1.50	60	45	51	
JP-16	16 X 13	16	13	1.50	50	100	70	
JP-1/4	1/4	6.35	4.57	0.89	35	23	16	
JP-3/8	3/8	9.53	6.99	1.27	35	29	35	
JP-1/2	1/2	12.70	9.56	1.57	35	45	58	

테프론 호스, TEFLON HOSE



특성 및 용도

어떠한 화학적 용제나 약품에도 불용합니다.
내유성이 강하여 유류, 부식성약품에 강합니다.
전기전열성이 우수합니다.
내열, 내한성이 우수합니다.(-65°C~240°C)

기타사항 : 화학약품을 사용할 경우는 당사에 문의 바랍니다.
기타사항 : 테프론(PFA)도 생산가능합니다. (별도문의)

PRATICULARITY & USE

Highly resistant to chemical solvents and reagents.
Highly resistant to oils and corrosive chemicals due to strong oil resistance.
Excellent electrical heat resistance. Excellent heat and cold resistance.
Operating Temperature -65°C ~ 260°C
Please enquire using chemical. PFA production available(enquire).

상세설명

사용유제	사용온도범위
일반작동유	-65°C~200°C
물	0°C~150°C
공기	-65°C~240°C

SPECIFICATION

Fluid used	Use limit of temperature
general oeration fluid	-65°C~200°C
water	0°C~150°C
air	-65°C~240°C

MODEL	SIZE	O/D mm	I/D mm	Brust Pressure kg/cm² at 20°C	Common Pressure kg/cm² at 20°C	Curvature Radius mm	Weight (g/m)
JT 0402	4 X 2	4	2	100	25	25	20
JT 0604	6 X 4	6	4	65	16	30	34
JT 0806	8 X 6	8	6	45	11	50	47
JT 1008	10 X 8	10	8	35	8	70	61
JT 1210	12 X 10	12	10	30	7	100	74

폴리우레탄 연질호스(POLYURETHANE SOFT HOSE)



특성 및 용도

일반 폴리우레탄호스보다 부드러운 호스로 겨울철 추운곳 및 부드러운 라인 작업시 용이 합니다.
실내 인테리어 타카사용 용이합니다.

PRATICULARITY & USE

Softer than polyurethane hoses, suitable for cold winter conditions or flexible line work.
useful very good in house.

MODEL	SIZE(mm) x LENGTH(mm)
JPS 0845	8 X 4.5
JPS 1060	10 X 6
JPS 1275	12 X 7.5

폴리우레탄 편조호스(POLYURETHANE BRAIDING HOSE)



특성 및 용도

고탄성/유연성/내한성/내유성/경량성의
특징을 가지고 있습니다.
도장, 스프레이건, 건축, 목공(탁카, 네일러)
자동차 판금, 정비(임펙트렌치, 샌다, 드라이버)
공장내 Air-Seal(에어컨, 기타)등에 사용 가능합니다.

사용조건 : 온도범위 : -20°C ~ 60°C
최소곡곡률 반영 : 내경의 6배 이상

PRATICULARITY & USE

High elasticity, flexibility, low-temperature resistance, oil resistance, water resistance, lightweight.
Use painting equipment, spray guns.
Part of Architecture, Carpentry(industrial stapler, nail gun).
Auto Body Repair, Maintenance(impact wrench, Driver). Operating Temperature -20°C ~ 60°C

MODEL	HOSE O/DXI/D(mm/mm)	Min. Brust Pressure (kgf/cm²)	Max. Usage Pressure 23(kgf/cm²)	Standard length (m)
JU-10	10X6.5	<60	<60	100
JU-12	12X8			
JU-16	16X11			

폴리우레탄 코일호스(POLYURETHANE COIL HOSE)



특성 및 용도

비중이 적어 가볍고 작업이 용이하며 내한 충격성이 강해 기계적 성질이 우수합니다.
재질 : 폴리우레탄
용도 : 산업용공기압기기, 집중 윤활기기 및 Air공구
색상 : 흑색, 백색, 청색, 적색, 녹색, 황색

PRATICULARITY & USE

Lightweight and easy to use.
Cold resistance, Impact resistant with excellent mechanical properties.
Industrial pneumatic equipment, Lubrication Equipment, Air tools.
Color : Black, White, Blue, Red, Green, Yellow.

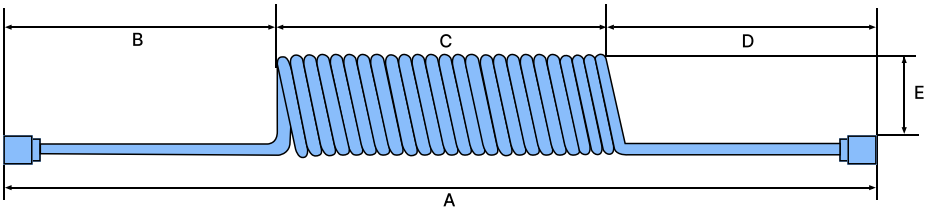

MODEL	Material	Size	Use(mm)	A(mm)	B(mm)	C(mm)	D(mm)	E(mm)	Common Pressure kg/cm²
JPC08-50	Polyurethane	8X5X5	4,000	1,000	500	400	100	34	9.9
JPC08-75	Polyurethane	8X5X7.5	6,000	1,230	500	630	100	34	9.9
JPC08-100	Polyurethane	8X5X10	8,000	1,400	500	800	100	34	9.9
JPC10-50	Polyurethane	10X6.5X5	4,000	1,000	500	400	100	42	9.9
JPC10-75	Polyurethane	10X6.5X7.5	6,000	1,230	500	630	100	42	9.9
JPC10-100	Polyurethane	10X6.5X10	8,000	1,400	500	800	100	42	9.9
JPC12-50	Polyurethane	12X8X5	4,000	990	500	390	100	60	9.9
JPC12-75	Polyurethane	12X8X7.5	6,000	1,190	500	590	100	60	9.9
JPC12-100	Polyurethane	12X8X10	8,000	1,380	500	780	100	60	9.9

PVC 파워호스(PVC POWER HOSE)



특성 및 용도

유연성이 좋아 사용이 용이합니다.
편사 조직이 되어 있어 내압 및 외압에 강합니다.
내유, 내후성이 탁월합니다.

길이가 다양하여 선택의 폭이 넓습니다.
용도 : 공장 기계설비/공업용기기 배관용/각종 공업기계용

PRATICULARITY & USE

Flexible and easy to use.
Woven structure. high resistance to internal and external pressures.
Excellent oil resistant, weather resistance.
Industrial Equipment, Industrial Pipe Systems, Various Industrial Equipment.

MODEL	SIZE	LENGTH	IN/OUT
JS-PW10610	10X6.5	10	1/1
JS-PW10610	10X6.5	15	1/1
JS-PW10610	10X6.5	20	1/1
JS-PW10610	10X6.5	30	1/1
JS-PW10610	10X6.5	50	1/1

폴리우레탄 라운드 벨트(POLYURETHANE ROUND BELT)



특성 및 용도

기계 해체없이 신속한 조립 가능합니다.
장기간의 서비스 보장과 뛰어납니다.
먼지, 오물, 습기 등의 영향을 받지 않을 뿐 아니라, Oil, Grease, 화학 약품에도 내성이 강합니다.
수동 접착으로 간단하게 접착할 수 있습니다.
인장강도가 높습니다.
2, 3, 4, 5, 6, 7, 8, 9, 10, 12mm. 기타 특이한 사항은 주문 생산 가능합니다.

PRATICULARITY & USE

Quick assembly without disassemble of the machine.
Chemical resistance.
Easy to bond.
High tensile strength.
size:2, 3, 4, 5, 6, 7, 8, 9, 10, 12mm.

PE 튜브(POLYETHTLENE(PE) TUBE)



특성 및 용도

정수기 및 산업용으로 사용합니다.
내화학성과 내한성이 우수합니다.
무독성입니다.
가볍고 유연하며 우수한 내구성 보유합니다.
화학 안정성이 우수하고 물, 오일 및 화학 용매에 강합니다.
약한 충격저항성, 유연하고 내마모성입니다.
사용온도:-15°C~60°C용

PRATICULARITY & USE

Use in water purifiers and industrial application
Excellent chemical resistance and cold resistance
Non-toxic
Lightweight, flexible, and excellent durability
Exhibits excellent chemical stability and is resistant to water, oil, and chemical solvents
Low impact resistance, flexible and wear-resistant
Operating temperature: -15°C to 60°C

MODEL	SIZE	O/D mm	I/D mm	Thickness mm	Common Pressure kg/cm² at 20°C
JE-0402	4X2	4	2	1	5~7
JE-0604	6X4	6	4	1	5~7
JE-0805	8X5	8	5	1.5	5~7
JE-1065	10X6.5	10	6.5	6.5	5~7
JE-1208	12X8	12	8	2	5~7

원터치 피팅(QUICK CONNECT FITTING)

구성(Construction)

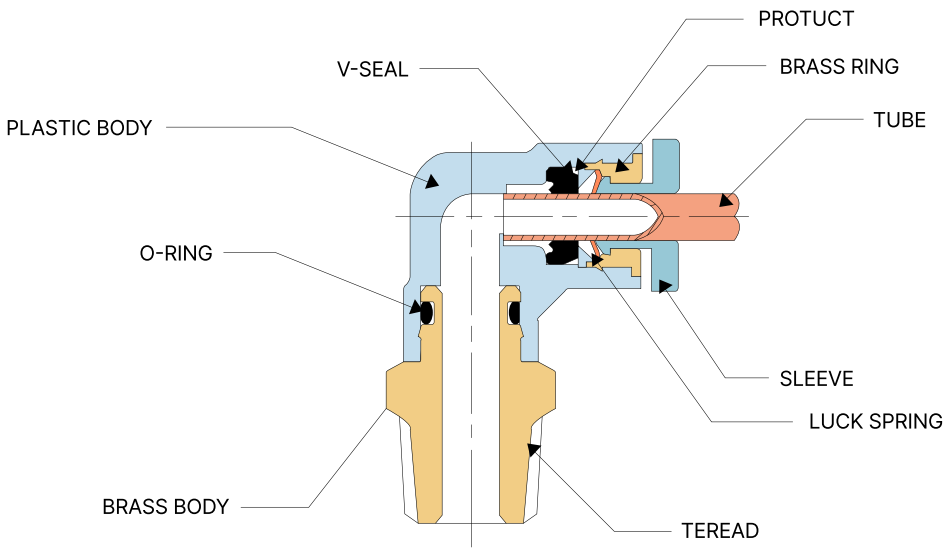

특성 및 용도

FITTING과 TUBE를 한동작으로 쉽게 연결과 분리됩니다.

< 튜브의 착탈 >

Tube를 끝 부위가 닿도록 꽂음으로써 확실히 접촉이 이루워지며, 분리는 Sleeve를 손가락으로 누르고 Tube를 당기는 것 뿐으로 착탈시간은 불과 1~2초로 완료됩니다.
Tube의 접속과 분리의 공구는 일체 필요치 않습니다.

< 좁은 공간에서 배관기능 >

제품을 체결할 때 육각 렌치로 사용도록 하였습니다.
나사 부분에 씰 코팅이 되어 있어 단단하게 체결합니다.

PRATICULARITY & USE

Easy connection and disconnection of fittings and tubes in a single motion.
Tube detach
Simply insert the tube until it reaches the end to connect, then press the sleeve to release the tube for easy disconnection. No tools needed.
Easy piping in tight space Assemble using a hex wrench.
The screw threads are coated with a seal, Provides tight fit.

SPECIFICATION

APPLICABLEFL	AIR, WATER
WORKING PRESSURE RANG	0~9.9Kgf/cm²(0~990kpa)
NEGATIVE PRESSURE	-750mmHg(10Torr)/10bar
TEMPERATURERANGE	0~60°C

원터치 피팅(QUICK CONNECT FITTING)

PC TYPE



DIMENSIONS

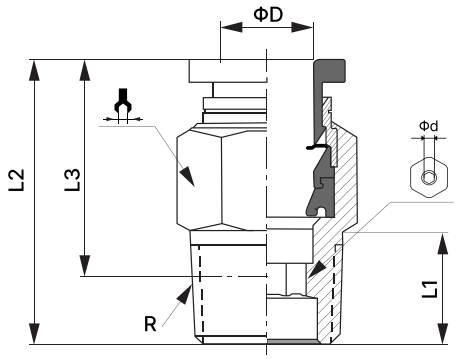

MODEL	ΦD	R	L1	L2	L3		Φd
PC04-1/8	4	R 1/8	7.5	19.5	15.5	10	3
PC04-1/4	4	R 1/4	10	19.5	13.5	14	3
PC04-3/8	4	R 3/8	10.5	20.5	14	17	3
PC04-1/2	4	R 1/2	13.5	25	16.5	21	3
PC04-M5	4	M5	3.5	20	16.5	10	2
PC04-M6	4	M6	4	20.5	16.5	10	2.5
PC06-1/8	6	R 1/8	7.5	21	17	12	4
PC06-1/4	6	R 1/4	10	23	17	14	4
PC06-3/8	6	R 3/8	10.5	21	14.5	17	4
PC06-1/2	6	R 1/2	13.5	25	17	21	4
PC06-M5	6	M5	3.5	21	17.5	12	2
PC06-M6	6	M6	4	21.5	17.5	12	2.5
PC08-1/8	8	R 1/8	7.5	26.5	22.5	14	5
PC08-1/4	8	R 1/4	10	25	19	14	6
PC08-3/8	8	R 3/8	10.5	22	15.5	17	6
PC08-1/2	8	R 1/2	13.5	26	17.5	21	6
PC10-1/8	10	R 1/8	7.5	29	25	17	5
PC10-1/4	10	R 1/4	10	31	25	17	6
PC10-3/8	10	R 3/8	10.5	27	20.5	17	8
PC10-1/2	10	R 1/2	13.5	26.5	18	21	8
PC12-1/8	12	R 1/8	7.5	31.5	27.5	21	5
PC12-1/4	12	R 1/4	10	34	28	21	6
PC12-3/8	12	R 3/8	10.5	29.5	23	21	8
PC12-1/2	12	R 1/2	13.5	32.5	24	21	10

원터치 피팅(QUICK CONNECT FITTING)

PL TYPE



DIMENSIONS

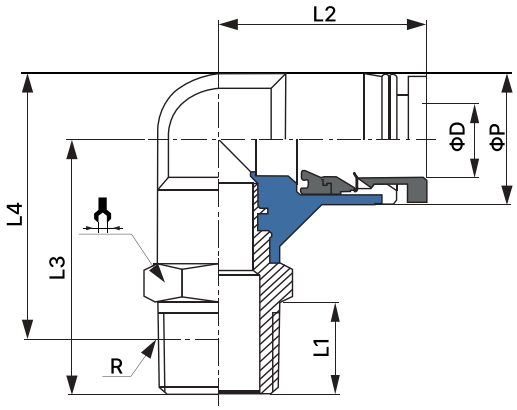

MODEL	ΦD	R	L1	L2	L3	L4	ΦP	
PL04-1/8	4	R 1/8	7.5	18.5	21	22.5	11	12
PL04-1/4	4	R 1/4	10	18.5	24	23.5	11	14
PL04-3/8	4	R 3/8	10.5	18.5	25	24	11	17
PL04-M5	4	M5	3.5	18.5	18.5	20.5	11	10
PL04-M6	4	M6	4	18.5	19	20.5	11	10
PL06-1/8	6	R 1/8	7.5	19.5	22	24.5	13	12
PL06-1/4	6	R 1/4	10	19.5	25	25.5	13	14
PL06-3/8	6	R 3/8	10.5	19.5	26	26	13	17
PL06-1/2	6	R 1/2	13.5	19.5	29.5	27.5	13	21
PL06-M5	6	M5	3.5	19.5	19.5	22.5	13	12
PL06-M6	6	M6	4	19.5	20	22.5	13	12
PL08-1/8	8	R 1/8	7.5	23	25	28.5	14.5	14
PL08-1/4	8	R 1/4	10	23	27.5	29	14.5	14
PL08-3/8	8	R 3/8	10.5	23	28.5	29	14.5	17
PL08-1/2	8	R 1/2	13.5	23	32	31	14.5	21
PL10-1/8	10	R 1/8	7.5	27	27.5	32.5	18.5	17
PL10-1/4	10	R 1/4	10	27	30	33	18.5	17
PL10-3/8	10	R 3/8	10.5	27	30.5	33	18.5	17
PL10-1/2	10	R 1/2	13.5	27	34	35	18.5	21
PL12-1/8	12	R 1/8	7.5	29.5	28	34.5	21	17
PL12-1/4	12	R 1/4	10	29.5	30.5	35	21	17
PL12-3/8	12	R 3/8	10.5	29.5	31	35	21	17
PL12-1/2	12	R 1/2	13.5	29.5	34.5	36.5	21	21
PL16-3/8	16	R 3/8	11	31.5	39	45	26	21
PL16-1/2	16	R 1/2	14	31.5	41.5	46	26	21

원터치 피팅(QUICK CONNECT FITTING)

PT TYPE

DIMENSIONS



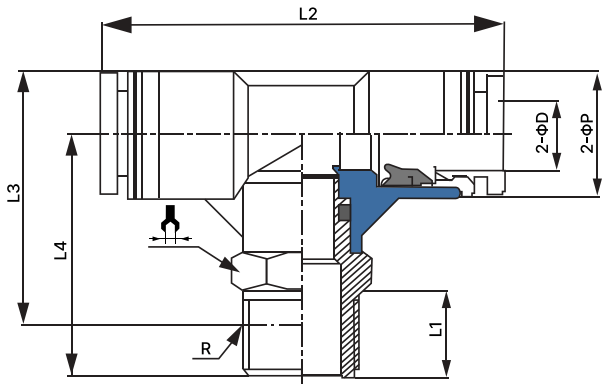

MODEL	Tube ΦD	R	L1	L2	L3	L4	ΦP	
PT04-1/8	4	R 1/8	7.5	37	21	22.5	11	12
PT04-1/4	4	R 1/4	10	37	24	23.5	11	14
PT04-M5	4	M5	3.5	37	18.5	20.5	11	12
PT04-M6	4	M6	4	37	19	20.5	13	12
PT06-1/8	6	R 1/8	7.5	39	22	24.5	13	12
PT06-1/4	6	R 1/4	10	39	25	25.5	13	14
PT06-3/8	6	R 3/8	10.5	39	26	26	13	17
PT06-1/2	6	R 1/2	13.5	39	29.5	27.5	13	21
PT06-M5	6	M5	3.5	39	19.5	22.5	13	12
PT06-M6	6	M6	4	39	20	22.5	13	12
PT08-1/8	8	R 1/8	7.5	46	25	28.5	14.5	14
PT08-1/4	8	R 1/4	10	46	27.5	29	14.5	14
PT08-3/8	8	R 3/8	10.5	46	28.5	29	14.5	17
PT08-1/2	8	R 1/2	13.5	46	32	31	14.5	21
PT10-1/8	10	R 1/8	7.5	54.5	27.5	32.5	18.5	17
PT10-1/4	10	R 1/4	10	54.5	30	33	18.5	17
PT10-3/8	10	R 3/8	10.5	54.5	30.5	33	18.5	17
PT10-1/2	10	R 1/2	13.5	54.5	34	35	18.5	21
PT12-1/8	12	R 1/8	7.5	59	28	34.5	21	17
PT12-1/4	12	R 1/4	10	59	30.5	35	21	17
PT12-3/8	12	R 3/8	10.5	59	31	35	21	17
PT12-1/2	12	R 1/2	13.5	59	34.5	36.5	21	21
PT16-3/8	16	R 3/8	11	42.5	42.5	49	26	21
PT16-1/2	16	R 1/2	14	42.5	42.5	50	26	21

원터치 피팅(QUICK CONNECT FITTING)

PST TYPE



DIMENSIONS

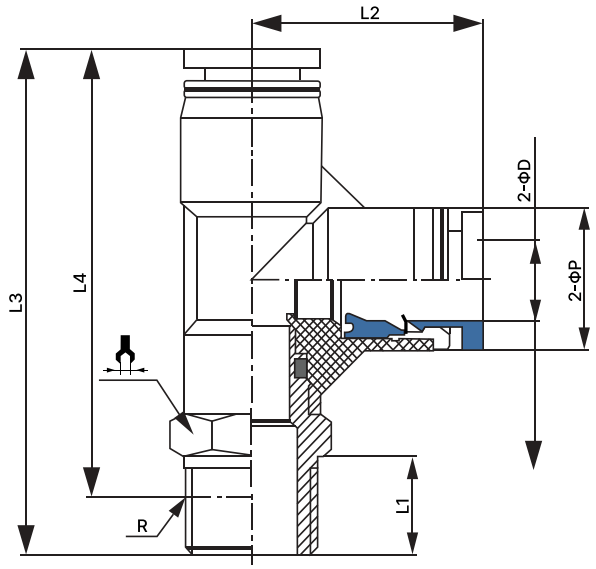

MODEL	ΦD	R	L1	L2	L3	L4	ΦP	
PST04-1/8	4	R 1/8	7.5	18.5	40	36	11	12
PST04-1/4	4	R 1/4	10	18.5	43	37	11	14
PST04-3/8	4	R 3/8	10.5	18.5	43.5	37	11	17
PST04-M5	4	M5	3.5	18.5	37	33.5	11	12
PST06-1/8	6	R 1/8	7.5	19.5	42	38	13	12
PST06-1/4	6	R 1/4	10	19.5	45	39	13	14
PST06-3/8	6	R 3/8	10.5	19.5	45.5	39	13	17
PST06-M5	6	M5	3.5	19.5	39	35.5	13	12
PST08-1/8	8	R 1/8	7.5	23	48.5	44.5	14.5	14
PST08-1/4	8	R 1/4	10	23	51	45	14.5	14
PST08-3/8	8	R 3/8	10.5	23	51.5	45	14.5	17
PST08-1/2	8	R 1/2	13.5	23	55	47	14.5	21
PST10-1/8	10	R 1/8	7.5	27	55	51	18.5	17
PST10-1/4	10	R 1/4	10	27	57	51	18.5	17
PST10-3/8	10	R 3/8	10.5	27	57.5	51	18.5	17
PST10-1/2	10	R 1/2	13.5	27	61	53	18.5	21
PST12-1/8	12	R 1/8	7.5	29.5	57.5	53.5	21	17
PST12-1/4	12	R 1/4	10	29.5	60	54	21	17
PST12-3/8	12	R 3/8	10.5	29.5	60.5	54	21	17
PST12-1/2	12	R 1/2	13.5	29.5	64	56	21	21

원터치 피팅(QUICK CONNECT FITTING)

PUC TYPE



DIMENSIONS

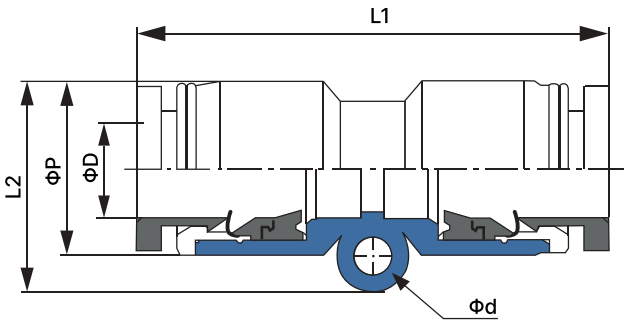

MODEL	ΦD	L1	L2	ΦP	Φd
PUC04	4	33	13.5	11	3.2
PUC06	6	35	16	13	3.2
PUC08	8	39	17	14.5	3.2
PUC10	10	48	21.5	18.5	4.2
PUC12	12	49	24	21	4.2
PUC16	16	65	28	26	5.2

PUL TYPE



DIMENSIONS

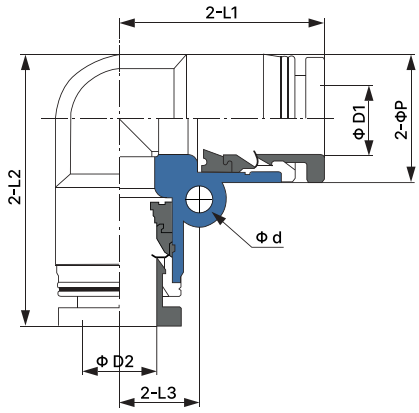

MODEL	ΦD1	ΦD2	L1	L2	L3	ΦP	Φd
PUL04	4		18.5	24	7	11	3.2
PUL06	6		19	25.5	8	13	3.2
PUL08	8		23	30	9	14.5	3.2
PUL10	10		27.5	36.5	11.5	18.5	4.2
PUL12	12		29	39.5	13	21	4.2
PUL16	16		32.5	45.5	15	26	4.2

원터치 피팅(QUICK CONNECT FITTING)

PUT TYPE



DIMENSIONS

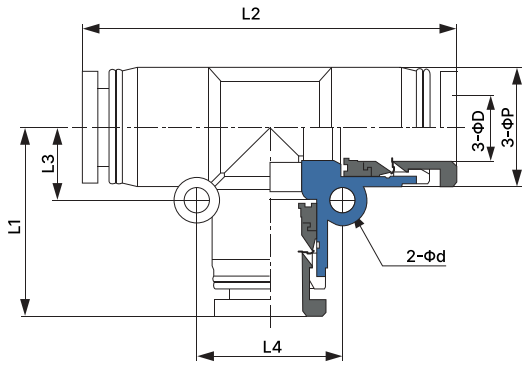

MODEL	ΦD1	ΦP	L1	L2	L3	L4	
PUT04	4	11	18.5	37	7	14	3.2
PUT06	6	13	19	38	8	16	3.2
PUT08	8	14.5	23	46	9	18	3.2
PUT10	10	18.5	27.5	55	11.5	23	4.2
PUT12	12	21	29	58	13	26	4.2
PUT16	16	26	32.5	65	15	30	4.2

PY TYPE



DIMENSIONS

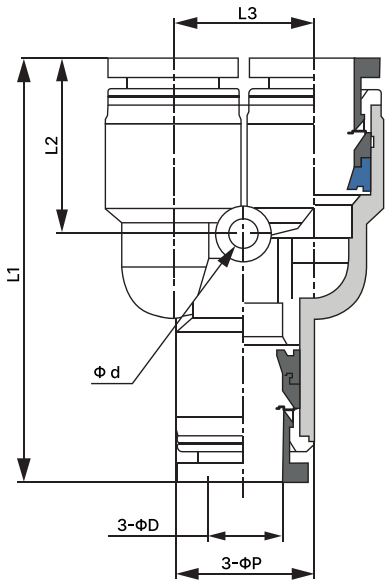

MODEL	ΦD1	ΦP	L1	L2	L3	
PY04	4	11	35.5	14	11	3.2
PY06	6	13	38	15	13	3.2
PY08	8	14.5	44.5	18.5	14.5	3.2
PY10	10	18.5	50	21	18	4.2
PY12	12	21	55	22	21	4.2
PY16	16	26	55.5	22	26	4.2

원터치 피팅(QUICK CONNECT FITTING)

PWT TYPE



DIMENSIONS

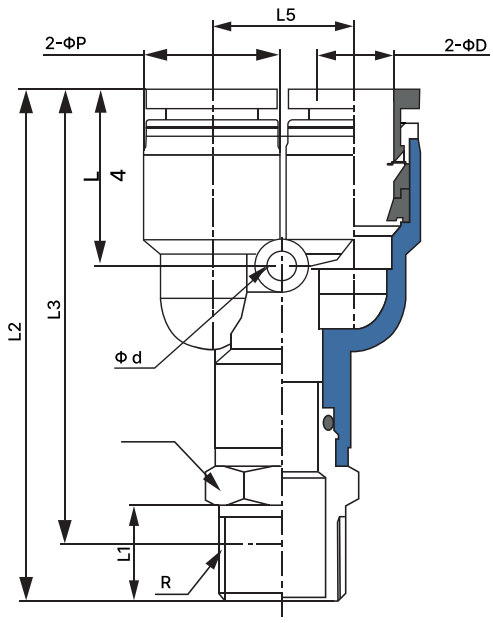

MODEL	ΦD	R	L1	L2	L3	L4	L5	ΦP	
PWT04-1/8	4	R 1/8	7.5	41.5	37.5	14	11	11	12
PWT04-1/4	4	R 1/4	10	44.5	38.5	14	11	11	14
PWT04-M5	4	M5	3.5	39	35.5	14	11	11	12
PWT06-1/8	6	R 1/8	7.5	45	41	15	13	13	12
PWT06-1/4	6	R 1/4	10	47.5	41.5	15	13	13	14
PWT06-3/8	6	R 3/8	10.5	48.5	42	15	13	13	17
PWT06-M5	6	M5	3.5	42	38.5	15	13	13	12
PWT08-1/8	8	R 1/8	7.5	51	47	18	14.5	14.5	14
PWT08-1/4	8	R 1/4	10	53.5	47.5	18	14.5	14.5	14
PWT08-3/8	8	R 3/8	10.5	54.5	48	18	14.5	14.5	17
PWT08-1/2	8	R 1/2	13.5	58	49.5	18	14.5	14.5	21
PWT10-1/8	10	R 1/8	7.5	56.5	52.5	21	18.5	18.5	17
PWT10-1/4	10	R 1/4	10	59	53	21	18.5	18.5	17
PWT10-3/8	10	R 3/8	10.5	59.5	53	21	18.5	18.5	17
PWT10-1/2	10	R 1/2	13.5	63	55	21	18.5	18.5	21
PWT12-1/4	12	R 1/4	10	64	58	21.5	21	21	17
PWT12-3/8	12	R 1/4	10.5	64.5	58	21.5	21	21	17
PWT12-1/2	12	R 1/2	13.5	68	60	21.5	21	21	21

원터치 피팅(QUICK CONNECT FITTING)

PMM TYPE



DIMENSIONS

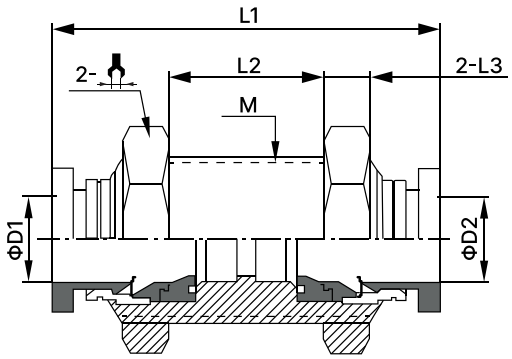

MODEL	ΦD1	ΦD2	M	L1	L2	L3	
PMM04	4	4	M12*1.0	31.5	13	3.5	14
PMM06	6	6	M14*1.0	33	13	4	17
PMM08	8	8	M16*1.0	37	15	4.5	19
PMM10	10	10	M18*1.0	42	18.5	5	21
PMM12	12	12	M22*1.0	46.5	20	5	27

PW TYPE



DIMENSIONS

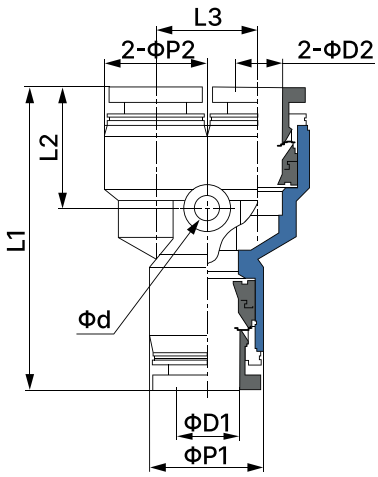

MODEL	ΦD1	ΦD2	L1	L2	L3	ΦP1	ΦP2	Φd
PW06-04	6	4	35.5	13.5	11	13	11	3.2
PW08-06	8	6	36.5	14	13	14.5	13	3.2
PW10-06	10	6	43.5	17	14.5	18.5	14.5	4.2
PW10-08	10	8	44	17.5	14.5	18.5	14.5	4.2
PW12-08	12	8	50.5	20.5	18	21	18.5	4.2
PW12-10	12	10	51	21	18	21	18.5	4.2
PW16-12	16	12	55	21.5	26	26	26	4.2

PG TYPE



DIMENSIONS

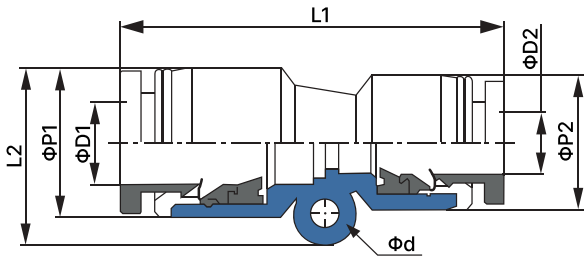

MODEL	ΦD1	ΦD2	L1	L2	ΦP1	ΦP2	Φd
PG06-04	6	4	34	15	13	11	3.2
PG08-06	8	6	36.5	16.5	14.5	13	3.2
PG10-08	10	8	43	19.5	18.5	14.5	4.2
PG12-08	12	8	47	23.5	21	18.5	4.2
PG12-10	12	10	48	23.5	21	18.5	4.2
PG16-12	16	12	64	28	26	26	5.2

PZA TYPE



DIMENSIONS

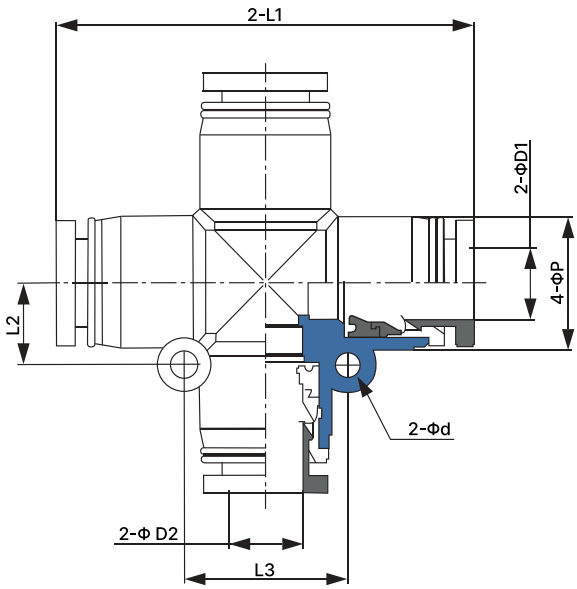

MODEL	ΦD1	ΦD2	L1	L2	L3	ΦP1	Φd
PZA04	4	4	37	7	14	11	3.2
PZA06	6	6	38	8	16	13	3.2
PZA08	8	8	45	9	18	14.5	3.2
PZA10	10	10	55	11.5	23	18.5	4.2
PZA12	12	12	58	13	26	21	4.2

원터치 피팅(QUICK CONNECT FITTING)

PCF TYPE



DIMENSIONS

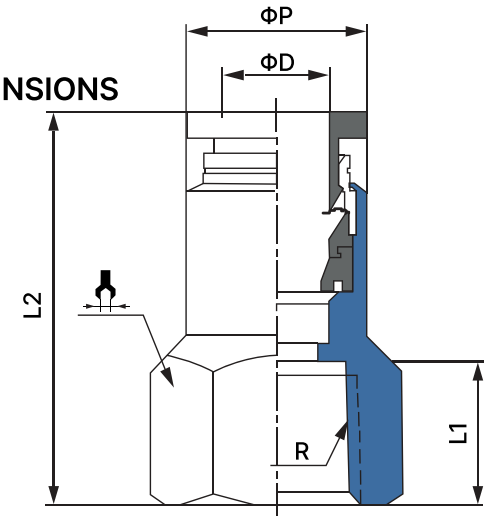

MODEL	ΦD	R	L1	L2	ΦP	
PCF04-1/8	4	R 1/8	8.5	24.5	10	14
PCF04-1/4	4	R 1/4	11	27	10	17
PCF06-1/8	6	R 1/8	8.5	25.5	12	14
PCF06-1/4	6	R 1/4	11	28	12	17
PCF06-3/8	6	R 3/8	11.5	28.5	12	20
PCF06-1/2	8	R 1/2	14	31	12	24
PCF08-1/8	8	R 1/8	8.5	27.5	14	14
PCF08-1/4	8	R 1/4	11	30	14	17
PCF08-3/8	8	R 3/8	11.5	30.5	14	20
PCF08-1/2	8	R 1/2	14	33	14	24
PCF10-1/8	10	R 1/8	8.5	30	17	17
PCF10-1/4	10	R 1/4	11	32.5	17	17
PCF10-3/8	10	R 3/8	11.5	33	17	20
PCF10-1/2	10	R 1/2	14	35.5	17	24
PCF12-1/8	12	R 1/8	8.5	32.5	20	20
PCF12-1/4	12	R 1/4	11	35	20	20
PCF12-3/8	12	R 3/8	11.5	35.5	20	20
PCF12-1/2	12	R 1/2	14	38	20	24
PCF16-1/2	16	R 1/2	14	39.5	24	24

원터치 피팅(QUICK CONNECT FITTING)

PMF TYPE



DIMENSIONS

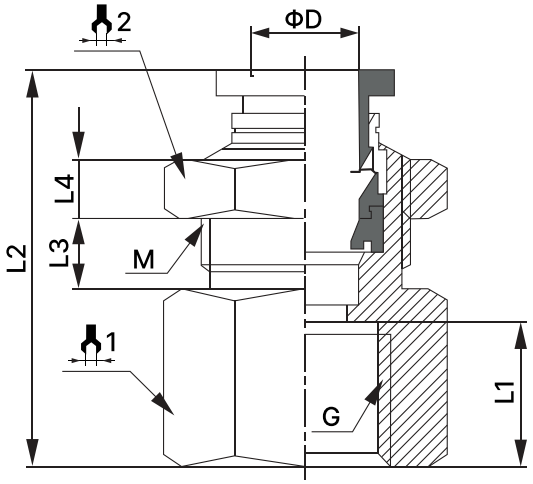

MODEL	ΦD	R	L1	L2	L3	L4	M	1	2
PMF04-1/8	4	R 1/8	8.5	24.5	5	3.5	12*1.0	14	14
PMF06-1/8	6	R 1/8	8.5	25.5	5.5	4	14*1.0	17	17
PMF06-1/4	6	R 1/4	11	28.5	5.5	4	14*1.0	17	17
PMF06-3/8	6	R 3/8	11.5	29	5.5	4	14*1.0	20	17
PMF06-1/2	6	R 1/2	14	31.5	5.5	4	14*1.0	24	17
PMF08-1/8	8	R 1/8	8.5	27.5	5.5	4.5	16*1.0	19	19
PMF08-1/4	8	R 1/4	11	30	5.5	4.5	16*1.0	19	19
PMF08-3/8	8	R 3/8	11.5	30.5	5.5	4.5	16*1.0	20	19
PMF08-1/2	8	R 1/2	14	33	5.5	4.5	16*1.0	24	19
PMF10-1/8	10	R 1/8	8.5	29	7	5	18*1.0	21	21
PMF10-1/4	10	R 1/4	11	32.5	7	5	18*1.0	21	21
PMF10-3/8	10	R 3/8	11.5	33	7	5	18*1.0	21	21
PMF10-1/2	12	R 1/2	14	35.5	7	5	18*1.0	24	21
PMF12-1/4	12	R 1/4	11	35	9	5	22*1.0	27	27
PMF12-3/8	12	R 3/8	11.5	35.5	9	5	22*1.0	27	27
PMF12-1/2	12	R 1/2	14	38	9	5	22*1.0	27	27

스피드 컨트롤러(SPEED CONTROLLER)

제품특성

원터치 휘팅 내장의 스피드컨트롤러 입니다.
저유량 범위에서 미세조정이 용이하여 유량 특성이 뛰어납니다.
나일론 튜브나 우레탄 튜브를 공용으로 사용할 수 있습니다.
종류가 다양하여 편리하게 사용할수 있습니다
유속과 유량의 조절이 용이합니다.
배관 방향을 용이하게 설정할 수 있습니다.
나사 부분에 씰 코팅이 되어 있어 단단하게 체결합니다.

PRATICULARITY & USE

Speed controller with quick connect(one touch) fitting.
Excellent flow performance with adjustments at low flow rates. Use Nylon, Polyurethan tube.
Various models for convenient use.
Simple adjustment of flow rate and speed.
Simple setup of connection direction.
The screw threads are coated with a seal, Provides tight fit.

제품사양

PRESSURE RESISTTANCE(내압력)	10.5Kg f/cm² (1050 Kpa)
MAX, WORKING PRESSURE	7Kg f/cm² (700 Kpa)
MIN, WORKING PRESSURE	1Kg f/cm² (100 Kpa)
ADJUSTED TEMP & FLUID TEMP (사용 유체 온도)	5°C ~ 60°C



구성(CONSTRUCTION)

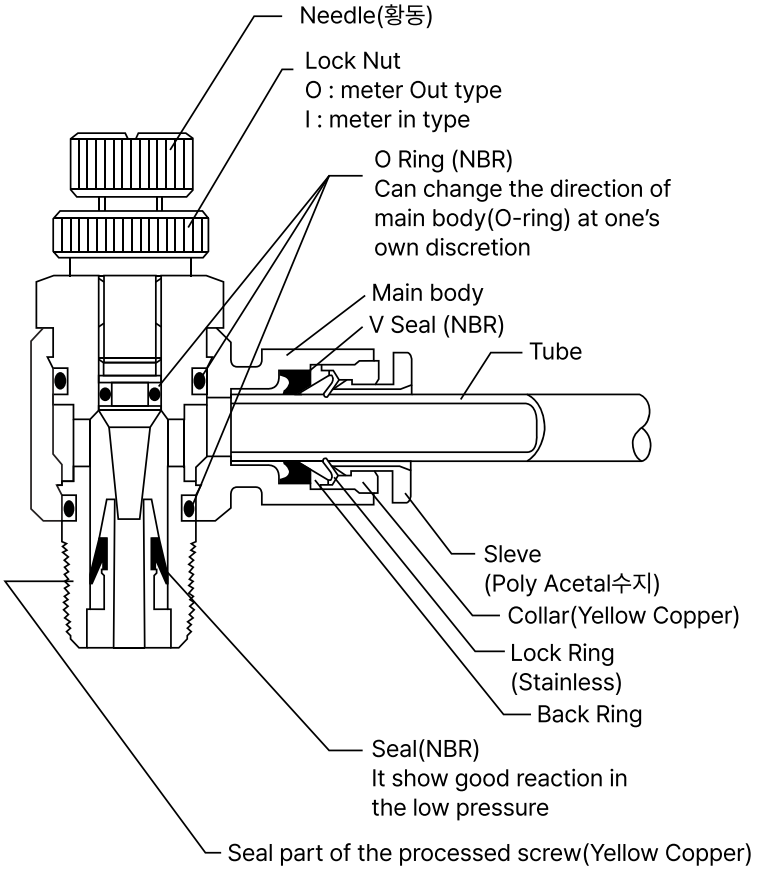

SC 6 - PT ¼ - O

- SC — Classification (Speed Controller SC)
- 6 — Tube external diameter(mm) (4, 6, 8, 10, 12)
- PT ¼ — Screw size M5, PT ⅛ · ¼ · ⅜ · ½
- O — Method of control (O : meter out meter in)

스피드 컨트롤러(SPEED CONTROLLER)

ELBOW TYPE



DIMENSIONS

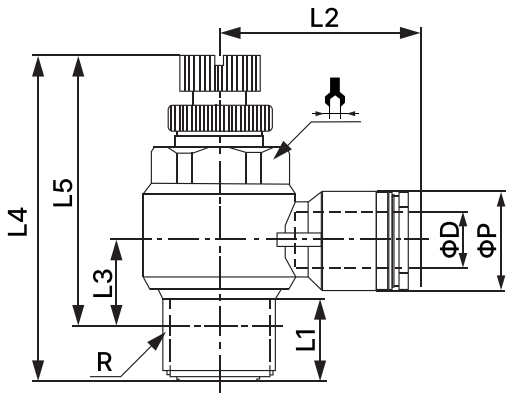

MODEL	ΦD	R	L1	L2	L3	L4		L5		ΦP	
						MIN	MAX	MIN	MAX		
SC04-PT1/8	4	R 1/8	7.5	22.5	10.5	35	40	31	36	11	12
SC04-PT1/4	4	R 1/4	10.5	24.5	12.5	41	46.5	35	40.5	13	14
SC04-M5	4	M5	3.5	19.5	7.5	29	32	25.5	28.5	11	8
SC06-PT1/8	6	R 1/8	7.5	23.5	10.5	35	40	31	36	13	12
SC06-PT1/4	6	R 1/4	10.5	25.5	12.5	41	46.5	35	40.5	13	14
SC06-PT3/8	6	R 3/8	11.5	26.5	14.5	46.5	52	40	45.5	13	19
SC06-PT1/2	6	R 1/2	15	32	18	54	60	46	52	14.5	24
SC06-M5	6	M5	3.5	21.5	8.5	29	32	25.5	28.5	13	8
SC08-PT1/8	8	R 1/8	7.5	26.5	11.5	35	40	31	36	14.5	12
SC08-PT1/4	8	R 1/4	10.5	28	13	41	46.5	35	40.5	14.5	14
SC08-PT3/8	8	R 3/8	11.5	29	14.5	46.5	52	40	45.5	14.5	19
SC08-PT1/2	8	R 1/2	15	32	18	54	60	46	52	14.5	24
SC10-PT1/8	10	R 1/8	7.5	29	13.5	35	40	31	36	18.5	12
SC10-PT1/4	10	R 1/4	10.5	31	15	41	46.5	35	40.5	18.5	14
SC10-PT3/8	10	R 3/8	11.5	33	16.5	46.5	52	40	45.5	18.5	19
SC10-PT1/2	10	R 1/2	15	34.5	18	54	60	46	52	18.5	24
SC12-PT1/8	12	R 1/8	7.5	33	15	38	43	34	39	21	14
SC12-PT1/4	12	R 1/4	10.5	33	16.5	41	46.5	35	40.5	21	14
SC12-PT3/8	12	R 3/8	11.5	35	18	46.5	52	40	45.5	21	19
SC12-PT1/2	12	R 1/2	15	37	19.5	54	60	46	52	21	24

스피드 컨트롤러(SPEED CONTROLLER)

구성(CONSTRUCTION)

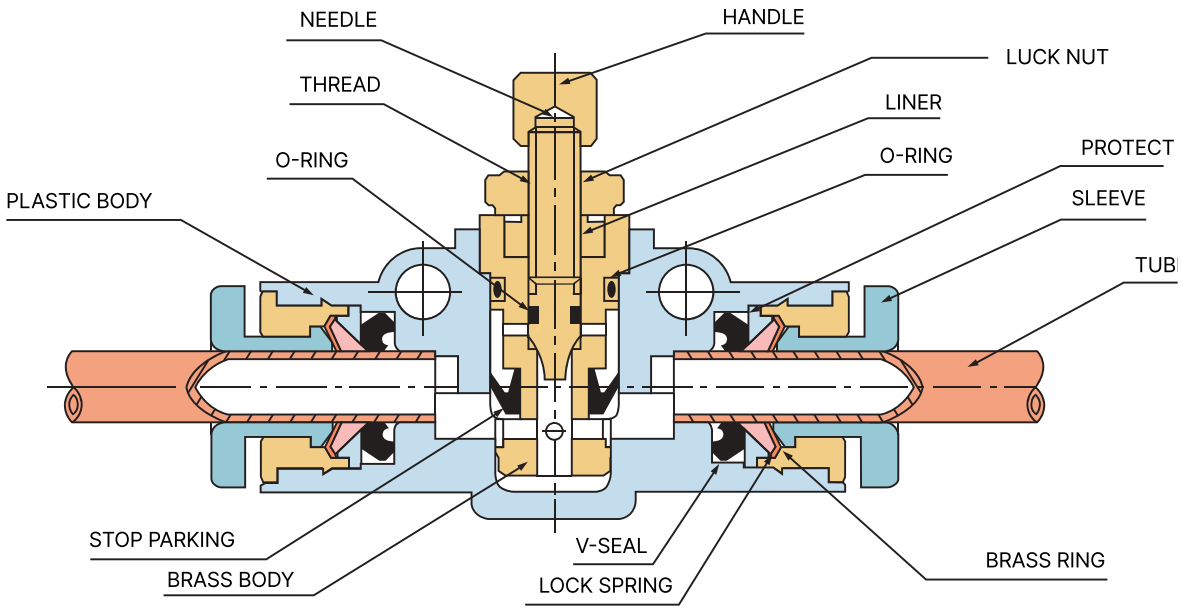

FLAT TYPE



DIMENSIONS

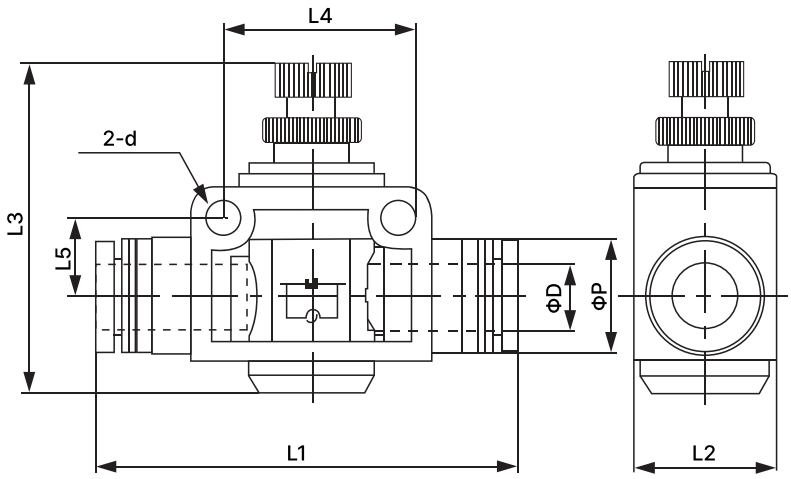

MODEL	ΦD	L1	L2	L3		L4	L5	ΦP	Φd
				MIN	MAX				
SCF04	4	40	11.5	27.5	30.5	14	6.5	11	3.2
SCF06	6	48	15	38	43	20	8.5	13	4.2
SCF08	8	52	18	40.5	47	22	9.5	14.5	4.2
SCF10	10	63.5	21	46.5	52.5	26	11	18.5	4.2
SCF12	12	74	28	49.5	56.5	32	14	21	4.2

소음기(SILENCER)

ST TYPE
DIMENSIONS



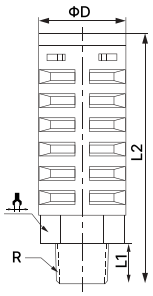

플라스틱 필터 제품의 특징

내 부식성 소재로 수명이 길며 소음 효과가 큽니다.
본체는 플라스틱 소재이므로 가볍고 가격이 저렴합니다.
컴팩트한 설계로 좁은 장소에서도 부착이 용이합니다.
공압 배기구에 부착되어 배기때의 소음을 감소 시킵니다.

Plastic filter characteristics

Corrosion resistant material reduces noise and ensures long durability.
Lightweight and inexpensive.
Easy to attach even in tight spaces.
Attaches to the exhaust to decreasing noise.

MODEL	R	L1	L2	ΦD	
ST-06-1/8	R 1/8	8	33.5	10.5	/
ST-08-1/4	R 1/4	10	62	21.5	18.5
ST-10-3/8	R 3/8	13.5	81.5	25	20
ST-15-1/2	R 1/2	14.5	86	30	25

STB TYPE
DIMENSIONS



소결 금속 필터 제품의 특징

소결 금속 필터는 구상금속 분말을 분류한 뒤, 필요한 형태로 소결, 제조합니다.
이를 투과하는 이물입자의 입도에 따라 결정됩니다.
소결금속 휠터는 금속질이므로 고온 고압의 상태에서도 충격에 강하고
용접 및 납땜등의 접합이 용이하며 기체 및 액체를 취급하는 공업 전반에
널리 쓰이고 있습니다.

Sintered metal filter characteristics

Metal powder is classified and sintered to form the required shape.
Being metallic, strong under high temperature and pressure. Easy to join through welding, soldering. Used in various industries handling gases and liquids.

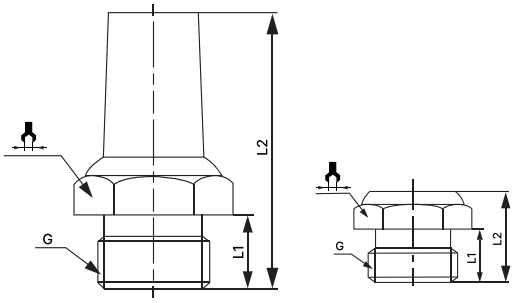

MODEL	G	L1	L2	
STB-1/8	G 1/8	6	23	12
STB-1/4	G 1/4	7	26	15
STB-3/8	G 3/8	9	36	18
STB-1/2	G 1/2	10	40.5	21

카플러(COUPLER)

특징 및 용도

압축공기의 배관 연결 시에 사용합니다.
공기압 공구의 호스연결, 공장의 공기배관용 등 폭 넓게 사용이 가능합니다.
홀(Hole)에 자동개폐밸브를 내장한 단방향 개폐형 카플러입니다.
플러그와 소켓의 체결 및 분리가 부드러워 사용하기가 편리합니다.

PRATICULARITY & USE

Used for connecting compressed air pipes.
Widely used for connecting pneumatic tools, hoses, and factory piping systems.
One-way valve coupler with an automatic valve built into the hole.
Easy to use with smooth connection and disconnection of the plug and socket.

SPECIFICATION

Applicable Fluid Type	AIR, WATER, OIL	
Material	ZnDC(Chrome-Plated), STEEL, BRASS	
WORKING Pressure Range	1~150PSI	0~9.9Kg F/cm²(0~990kpa)
WORKING Temperature Range	32~140°F	0~60°C

HI COUPLER(하이 카플러)-아연(ZnDC)

SH
DIMENSIONS

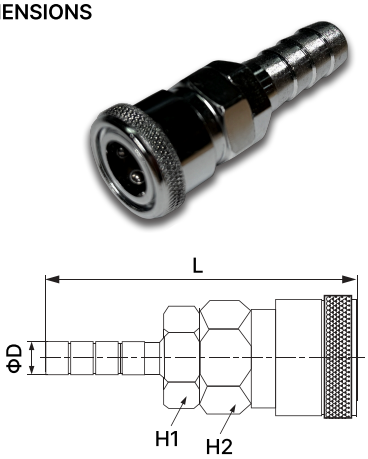

SF
DIMENSIONS

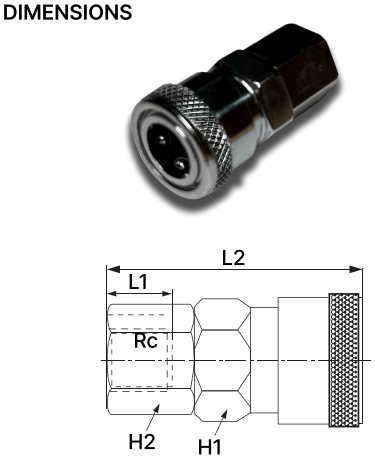

SM
DIMENSIONS

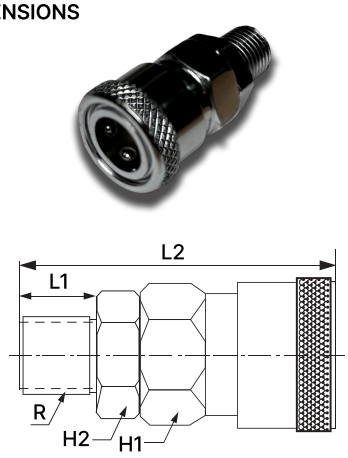

MODEL	Φ D	L	H1	H2
SH 20	7	67.5	21	19
SH 30	11	71.5	21	19
SH 40	14.5	74.5	21	19

MODEL	Rc	L1	L2	H1	H2
SF 20	R1/4	13	51.5	21	19
SF 30	R3/8	15	53	21	21
SF 40	R1/2	16	54	21	24

MODEL	R	L1	L2	H1	H2
SM 20	R1/4	13.5	55	21	19
SM 30	R3/8	14.5	56	21	19
SM 40	R1/2	16.5	58.5	21	21

카플러(COUPLER)

PLUG (플러그)-아연(ZnDC)

PH
DIMENSIONS



PF
DIMENSIONS

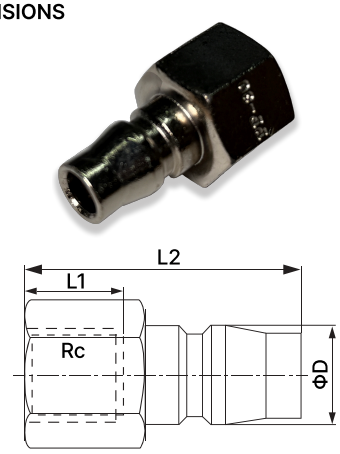

PM
DIMENSIONS

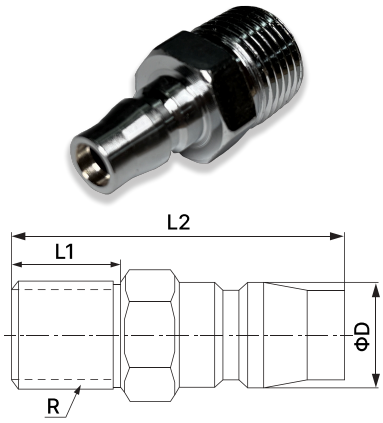

MODEL	ΦD1	ΦD2	ΦD3	L
PH 20	7	15	13	53
PH 30	11	15	13	57.5
PH 40	14.5	18	13	60.5

MODEL	Rc	L1	L2	Φ D
PF 20	R1/4	13	36.5	13
PF 30	R3/8	12	37	13
PF 40	R1/2	16	40.5	13

MODEL	R	L1	L2	ΦD
PM 20	R1/4	13.5	41	13
PM 30	R3/8	14.5	42	13
PM 40	R1/2	16.5	45	13

카플러(COUPLER)

LINE COUPLER(라인 카플러)

LC-2A



LC-3



MODEL	LINE
LC-2A	하이카플러 2구
LC-3	하이카플러 3구
LC-3A	하이카플러 원형3구
OLC-2A	원터치카플러 2구
OLC-3	원터치카플러 3구
OLC-3A	원터치카플러 원형3구

NUT COUPLER (너트 카플러)

SN



PN



MODEL	POLYURETHANE COIL TUBE
OSN8	Φ5XΦ8
SN8	Φ5XΦ8
OSN10	Φ6.5XΦ10
SN10	Φ6.5XΦ10
OSN12	Φ8XΦ12
SN12	Φ8XΦ12
PN8	Φ5XΦ8
PN10	Φ6.5XΦ10
PN12	Φ8XΦ12

에어건(AIR GUN)

특징 및 용도

에어건의 사용시 공기 분사량의 조절이 용이합니다.
조작이 간편하여 기계 세척시 쉽게 사용하실 수 있습니다.

PRATICULARITY & USE

Easy control of air flow.
Simple operate and easy to use for cleaning machines.

PLASTIC



MODEL	비 고
JAL-10S	
JAL-100S	
JAL-200S	
JAL-300S	

METAL



MODEL	비 고
JAL-10L	
JAL-100L	
JAL-200L	
JAL-300L	